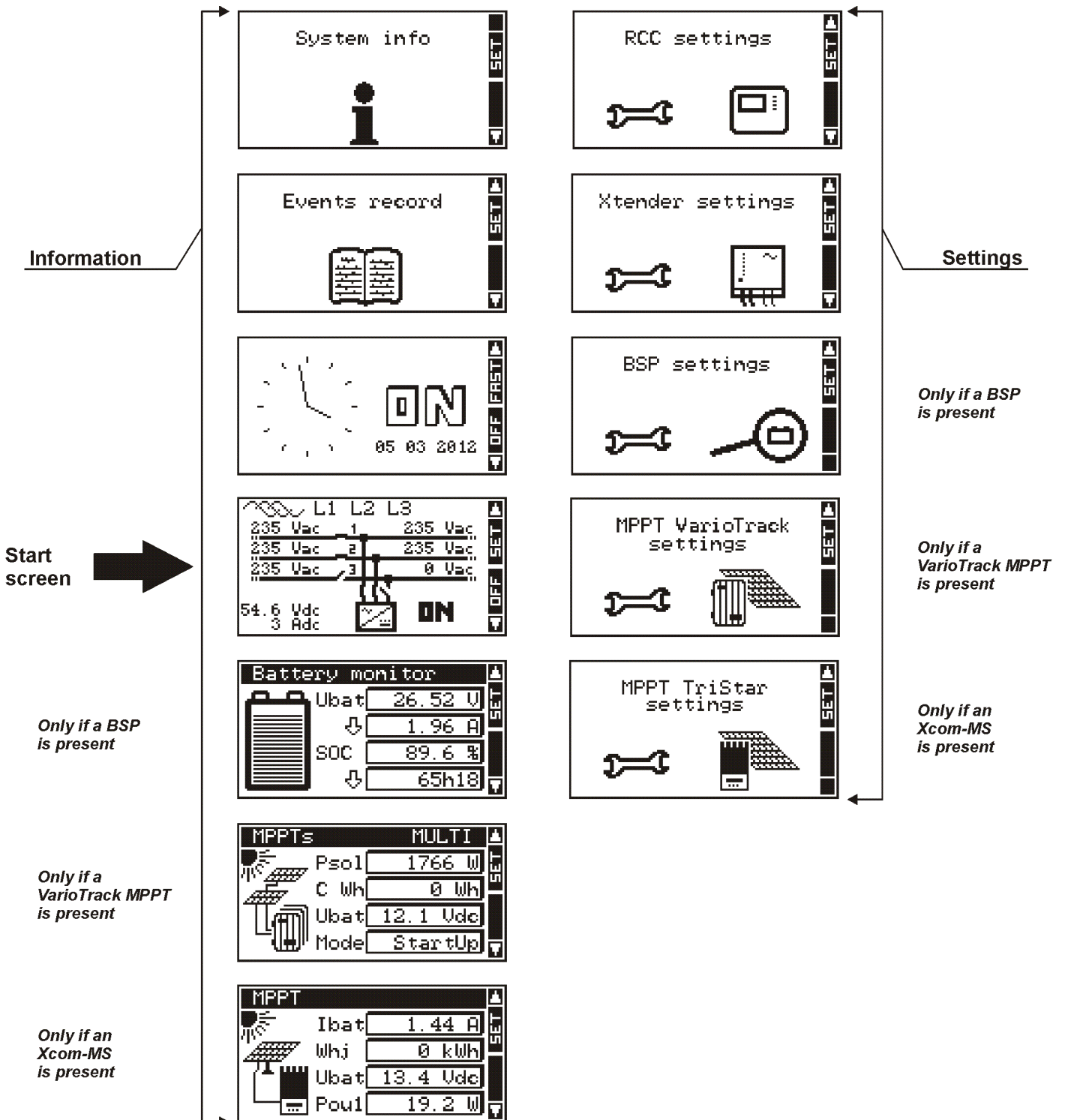


RCC-02/-03 - Quick guide

Main displays



Adjustment of the remote control



Language {5000}

OTHER LANGUAGES {5036}

Choice of the second language {5038}

Choice of the third language {5039}

Choice of the fourth language {5040}

Time {5001}

Date {5002}

User level {5012}

Force remote control to user BASIC level {5019}

DATALOGGER {5057}

Datalogger enabled {5058}

Save today's datas {5059}

SAVE AND RESTORE FILES {5013}

Save all files (system backup) {5041}

Restore all files (system recovery) {5068}

Apply configuration files (masterfile) {5070}

Separator of the .csv files {5032}

Advanced backup functions {5069}

Save messages {5030}

Save and restore RCC files {5049}

Save RCC parameters {5015}

Load RCC parameters {5016}

Create RCC configuration file (masterfile) {5097}

Load RCC configuration file (masterfile) {5098}

Save and restore Xtender files {5050}

Save Xtender parameters {5017}

Load Xtender parameters {5018}

Create Xtender configuration file (masterfile) {5033}

Load Xtender configuration file (masterfile) {5034}

Load Xtender parameters preset {5045}

Save and restore BSP files {5051}

Save BSP parameters {5052}

Load BSP parameters {5053}

Create BSP configuration file (masterfile) {5054}

Load BSP configuration file (masterfile) {5055}

Save and restore MPPT files {5084}

Save MPPT parameters {5085}

Load MPPT parameters {5086}

Create MPPT configuration file (masterfile) {5087}

Load MPPT configuration file (masterfile) {5088}

Save and restore MPPT Tristar files {5063}

Save MPPT Tristar parameters {5064}

Load MPPT Tristar parameters {5065}

Create MPPT Tristar configuration file (masterfile) {5066}

Load MPPT Tristar configuration file (masterfile) {5067}

Format the SD card {5047}

Start update {5061}

MODIFICATION OF ACCESS LEVELS OF MANY PARAMETERS {5042}

Change all parameters access level to: {5043}

Restore default access level of all parameters {5044}

BACKLIGHT {5007}

Backlight mode {5093}

Backlight switch off after {5009}

Red backlight flashing on Xtender off and faulty {5026}

EXTENDED AND SPECIAL FUNCTIONS {5021}

Display contrast {5006}

Choice of standard display {5073}

Come back to standard display after {5010}

Visibility of the transitory messages {5011}

Acoustic alarm active {5027}

Remote control acoustic alarm duration {5031}

Switching ON and OFF of system on level "VIEW ONLY" {5056}

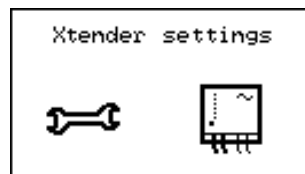
Reset of all the remotes control {5071}

SCOM {5094}

Watchdog enable {5095}

Delay before Xcom-232i reset {5096}

Adjustment of the Xtender



BASIC SETTINGS {1100}

Basic parameters set by means of the potentiometer in the XTS {1551}

Maximum current of AC source (Input limit) {1107}

Battery charge current {1138}

Smart-Boost allowed {1126}

Inverter allowed {1124}

Type of detection of the grid loss (AC-In) {1552}

Standby level {1187}

Restore default settings {1395}

Restore factory settings {1287}

BATTERY MANAGEMENT AND CYCLE {1137}

Charger allowed {1125}

Battery charge current {1138}

Battery temperature compensation {1139}

Undervoltage {1568}

Battery undervoltage level without load {1108}

Battery undervoltage dynamic compensation {1531}

Battery undervoltage dynamic compensation {1191}

Kind of dynamic compensation {1532}

Battery undervoltage level at full load {1109}

Battery undervoltage duration before turn off {1190}

Restart voltage after batteries undervoltage {1110}

Battery adaptive low voltage (B.L.O) {1194}

Max voltage for adaptive low voltage {1195}

Reset voltage for adaptive correction {1307}

Increment step of the adaptive low voltage {1298}

Battery overvoltage level {1121}

Restart voltage level after an battery overvoltage {1122}

Battery floating level {1140}

Force phase of floating {1467}

New cycle menu {1141}

Force a new cycle {1142}

Battery voltage level 1 to start a new cycle {1143}

Time period under battery voltage level 1 to start a new cycle {1144}

Battery voltage level 2 to start a new cycle {1145}

Time period under battery voltage level 2 to start a new cycle {1146}

New cycle priority on absorption and equalization phases {1149}
 Battery cycling restricted {1147}
 Minimal delay between cycles {1148}

Absorption phase {1451}
 Absorption phase allowed {1155}
 Battery absorption voltage {1156}
 Absorption duration {1157}
 End of absorption triggered with current {1158}
 Current limit to quit the absorption phase {1159}
 Maximal frequency of absorption control {1160}
 Minimal delay since last absorption {1161}

Equalization phase {1452}
 Equalization allowed {1163}
 Force equalization {1162}
 Equalization before absorption phase {1291}
 Equalization current {1290}
 Equalization voltage {1164}
 Equalization duration {1165}
 Number of cycles before an equalization {1166}
 Equalization with fixed interval {1284}
 Weeks between equalizations {1285}
 End of equalization triggered with current {1168}
 Current threshold to end equalization phase {1169}

Reduced floating phase {1453}
 Reduced floating allowed {1170}
 Floating duration before reduced floating {1171}
 Reduced floating voltage {1172}

Periodic absorption phase {1454}
 Periodic absorption allowed {1173}
 Periodic absorption voltage {1174}
 Reduced floating duration before periodic absorption {1175}
 Periodic absorption duration {1176}

INVERTER {1186}

Inverter allowed {1124}
 AC Output voltage {1286}
 AC voltage increase according to battery voltage {1548}
 Max AC voltage increase with battery voltage {1560}
 Inverter frequency {1112}
 Inverter frequency increase when battery full {1536}
 Inverter frequency increase according to battery voltage {1549}
 Max frequency increase {1546}
 Speed of voltage or frequency change in function of battery {1534}
 Standby and turn on {1420}
 Standby level {1187}
 Time delay between standby pulses {1189}
 Standby number of pulses {1188}
 Softstart duration {1599}
 Solsafe presence Energy source at AC-Out side {1438}

AC-IN AND TRANSFER {1197}

Transfer relay allowed {1128}
 Delay before closing transfer relay {1580}
 Smart-Boost allowed {1126}
 Maximum current of AC source (Input limit) {1107}
 Max input current modification {1471}
 Using a secondary value for the maximum current of the AC source {1566}
 Second maximum current of the AC source (Input limit) {1567}
 Decrease max input limit current with AC-In voltage {1527}

Decrease of the max. current of the source with input voltage activated by command entry {1554}
 AC input low limit voltage to allow charger function {1309}
 Adaptation range of the input current according to the input voltage {1433}
 Speed of input limit increase {1553}
 Charge current decrease coef. at voltage limit to turn back in inverter mode {1295}

Overrun AC source current limit without opening the transfer relay (Input limit) {1436}
 Type of detection of the grid loss (AC-In) {1552}
 Tolerance on detection of AC-input loss (tolerant UPS mode) {1510}
 Input voltage giving an opening of the transfer relay with delay {1199}
 Time delay before opening of transfer relay {1198}
 Input voltage giving an immediate opening of the transfer relay (UPS) {1200}
 Absolute max limit for input voltage {1432}
 Delta frequency allowed above the standard input frequency {1505}
 Delta frequency allowed under the standard input frequency {1506}
 Duration with frequency error before opening the transfer {1507}
 AC-IN current active filtering {1575}

AUXILIARY CONTACT 1 {1201}

Operating mode (AUX 1) {1202}
 Combination of the events for the auxiliary contact (AUX 1) {1497}
 Temporal restrictions (AUX 1) {1203}
 Program 1 (AUX 1) {1204}
 Day of the week (AUX 1) {1205}
 Start hour (AUX 1) {1206}
 End hour (AUX 1) {1207}
 Program 2 (AUX 1) {1208}
 Day of the week (AUX 1) {1209}
 Start hour (AUX 1) {1210}
 End hour (AUX 1) {1211}
 Program 3 (AUX 1) {1212}
 Day of the week (AUX 1) {1213}
 Start hour (AUX 1) {1214}
 End hour (AUX 1) {1215}
 Program 4 (AUX 1) {1216}
 Day of the week (AUX 1) {1217}
 Start hour (AUX 1) {1218}
 End hour (AUX 1) {1219}
 Program 5 (AUX 1) {1220}
 Day of the week (AUX 1) {1221}
 Start hour (AUX 1) {1222}
 End hour (AUX 1) {1223}

Contact active with a fixed time schedule (AUX 1) {1269}
 Program 1 (AUX 1) {1270}
 Day of the week (AUX 1) {1271}
 Start hour (AUX 1) {1272}
 End hour (AUX 1) {1273}
 Program 2 (AUX 1) {1274}
 Day of the week (AUX 1) {1275}
 Start hour (AUX 1) {1276}
 End hour (AUX 1) {1277}
 Program 3 (AUX 1) {1278}
 Day of the week (AUX 1) {1279}
 Start hour (AUX 1) {1280}
 End hour (AUX 1) {1281}

Contact active on event (AUX 1) {1455}
Xtender is OFF (AUX 1) {1225}
Xtender ON (AUX 1) {1518}
Remote entry (AUX 1) {1543}
Battery undervoltage (AUX 1) {1226}
Battery overvoltage (AUX 1) {1227}
Inverter or Smart- Boost overload (AUX 1) {1228}
Overtemperature (AUX 1) {1229}
No overtemperature (AUX 1) {1520}
Active charger (AUX 1) {1231}
Active inverter (AUX 1) {1232}
Active Smart-Boost (AUX 1) {1233}
AC input presence but with fault (AUX 1) {1234}
AC input presence (AUX 1) {1235}
Transfer relay ON (AUX 1) {1236}
AC out presence (AUX 1) {1237}
Bulk charge phase (AUX 1) {1238}
Absorption phase (AUX 1) {1239}
Equalization phase (AUX 1) {1240}
Floating (AUX 1) {1242}
Reduced floating (AUX 1) {1243}
Periodic absorption (AUX 1) {1244}
Autonomy test running (AUX 1) {1529}
Contact active according to battery voltage (AUX 1) {1245}
Use dynamic compensation of battery level (AUX 1) {1288}
Battery voltage 1 activate (AUX 1) {1246}
Battery voltage 1 (AUX 1) {1247}
Delay 1 (AUX 1) {1248}
Battery voltage 2 activate (AUX 1) {1249}
Battery voltage 2 (AUX 1) {1250}
Delay 2 (AUX 1) {1251}
Battery voltage 3 activate (AUX 1) {1252}
Battery voltage 3 (AUX 1) {1253}
Delay 3 (AUX 1) {1254}
Battery voltage to deactivate (AUX 1) {1255}
Delay to deactivate (AUX 1) {1256}
Deactivate if battery in floating phase (AUX 1) {1516}
Contact active with inverter power or Smart-Boost (AUX 1) {1257}
Inverter power level 1 activate (AUX 1) {1258}
Power level 1 (AUX 1) {1259}
Time delay 1 (AUX 1) {1260}
Inverter power level 2 activate (AUX 1) {1261}
Power level 2 (AUX 1) {1262}
Time delay 2 (AUX 1) {1263}
Inverter power level 3 activate (AUX 1) {1264}
Power level 3 (AUX 1) {1265}
Time delay 3 (AUX 1) {1266}
Inverter power level to deactivate (AUX 1) {1267}
Time delay to deactivate (AUX 1) {1268}
Contact active according to battery temperature (AUX 1) With BSP or BTS {1503}
Contact activated with the temperature of battery (AUX 1) {1446}
Contact activated over (AUX 1) {1447}
Contact deactivated below (AUX 1) {1448}
Contact active according to SOC (AUX 1) Only with BSP {1501}
Contact activated with the SOC 1 of battery (AUX 1) {1439}
Contact activated below SOC 1 (AUX 1) {1440}
Delay 1 (AUX 1) {1581}
Contact activated with the SOC 2 of battery (AUX 1) {1582}
Contact activated below SOC 2 (AUX 1) {1583}
Delay 2 (AUX 1) {1584}
Contact activated with the SOC 3 of battery (AUX 1) {1585}
Contact activated below SOC 3 (AUX 1) {1586}
Delay 3 (AUX 1) {1587}

Contact deactivated over SOC (AUX 1) {1441}
Delay to deactivate (AUX 1) {1588}
Deactivate if battery in floating phase (AUX 1) {1589}
Security, maximum time of contact (AUX 1) {1512}
Maximum time of operation of contact (AUX 1) {1514}
Reset all settings (AUX 1) {1569}

AUXILIARY CONTACT 2 {1310}

Operating mode (AUX 2) {1311}
Combination of the events for the auxiliary contact (AUX 2) {1498}
Temporal restrictions (AUX 2) {1312}
Program 1 (AUX 2) {1313}
Day of the week (AUX 2) {1314}
Start hour (AUX 2) {1315}
End hour (AUX 2) {1316}
Program 2 (AUX 2) {1317}
Day of the week (AUX 2) {1318}
Start hour (AUX 2) {1319}
End hour (AUX 2) {1320}
Program 3 (AUX 2) {1321}
Day of the week (AUX 2) {1322}
Start hour (AUX 2) {1323}
End hour (AUX 2) {1324}
Program 4 (AUX 2) {1325}
Day of the week (AUX 2) {1326}
Start hour (AUX 2) {1327}
End hour (AUX 2) {1328}
Program 5 (AUX 2) {1329}
Day of the week (AUX 2) {1330}
Start hour (AUX 2) {1331}
End hour (AUX 2) {1332}
Contact active with a fixed time schedule (AUX 2) {1378}
Program 1 (AUX 2) {1379}
Day of the week (AUX 2) {1380}
Start hour (AUX 2) {1381}
End hour (AUX 2) {1382}
Program 2 (AUX 2) {1383}
Day of the week (AUX 2) {1384}
Start hour (AUX 2) {1385}
End hour (AUX 2) {1386}
Program 3 (AUX 2) {1387}
Day of the week (AUX 2) {1388}
Start hour (AUX 2) {1389}
End hour (AUX 2) {1390}
Contact active on event (AUX 2) {1456}
Xtender is OFF (AUX 2) {1333}
Xtender ON (AUX 2) {1519}
Remote entry (AUX 2) {1544}
Battery undervoltage (AUX 2) {1334}
Battery overvoltage (AUX 2) {1335}
Inverter or Smart-Boost overload (AUX 2) {1336}
Overtemperature (AUX 2) {1337}
No overtemperature (AUX 2) {1521}
Active charger (AUX 2) {1339}
Active inverter (AUX 2) {1340}
Active Smart-Boost (AUX 2) {1341}
AC input presence but with fault (AUX 2) {1342}
AC input presence (AUX 2) {1343}
Transfer contact ON (AUX 2) {1344}
AC out presence (AUX 2) {1345}
Bulk charge phase (AUX 2) {1346}
Absorption phase (AUX 2) {1347}
Equalization phase (AUX 2) {1348}
Floating (AUX 2) {1350}

Reduced floating (AUX 2) {1351}
 Periodic absorption (AUX 2) {1352}
 Autonomy test running (AUX 2) {1530}
 Contact active according to battery voltage (AUX 2) {1353}
 Use dynamic compensation of battery level (AUX 2) {1354}
 Battery voltage 1 activate (AUX 2) {1355}
 Battery voltage 1 (AUX 2) {1356}
 Delay 1 (AUX 2) {1357}
 Battery voltage 2 activate (AUX 2) {1358}
 Battery voltage 2 (AUX 2) {1359}
 Delay 2 (AUX 2) {1360}
 Battery voltage 3 activate (AUX 2) {1361}
 Battery voltage 3 (AUX 2) {1362}
 Delay 3 (AUX 2) {1363}
 Battery voltage to deactivate (AUX 2) {1364}
 Delay to deactivate (AUX 2) {1365}
 Deactivate if battery in floating phase (AUX 2) {1517}
 Contact active with inverter power or Smart-Boost (AUX 2) {1366}
 Inverter power level 1 activate (AUX 2) {1367}
 Power level 1 (AUX 2) {1368}
 Time delay 1 (AUX 2) {1369}
 Inverter power level 2 activate (AUX 2) {1370}
 Power level 2 (AUX 2) {1371}
 Time delay 2 (AUX 2) {1372}
 Inverter power level 3 activate (AUX 2) {1373}
 Power level 3 (AUX 2) {1374}
 Time delay 3 (AUX 2) {1375}
 Inverter power level to deactivate (AUX 2) {1376}
 Time delay to deactivate (AUX 2) {1377}
 Contact active according to battery temperature (AUX 2) With BSP or BTS {1504}
 Contact activated with the temperature of battery (AUX 2) {1457}
 Contact activated over (AUX 2) {1458}
 Contact deactivated below (AUX 2) {1459}
 Contact activated only if the battery is charged (AUX 2) {1460}
 Contact active according to SOC (AUX 2) Only with BSP {1502}
 Contact activated with the SOC 1 of battery (AUX 2) {1442}
 Contact activated below SOC 1 (AUX 2) {1443}
 Delay 1 (AUX 2) {1590}
 Contact activated with the SOC 2 of battery (AUX 2) {1591}
 Contact activated below SOC 2 (AUX 2) {1592}
 Delay 2 (AUX 2) {1593}
 Contact activated with the SOC 3 of battery (AUX 2) {1594}
 Contact activated below SOC 3 (AUX 2) {1595}
 Delay 3 (AUX 2) {1596}
 Contact deactivated over SOC (AUX 2) {1444}
 Delay to deactivate (AUX 2) {1597}
 Deactivate if battery in floating phase (AUX 2) {1598}
 Security, maximum time of contact (AUX 2) {1513}
 Maximum time of operation of contact (AUX 2) {1515}
 Reset all settings (AUX 2) {1570}

AUXILIARY CONTACTS 1 AND 2 EXTENDED FUNCTIONS {1489}

Generator control active {1491}
 Number of starting attempts {1493}
 Starter pulse duration (with AUX2) {1492}
 Time before a starter pulse {1494}
 Main contact hold/interrupt time {1574}

SYSTEM {1101}

Remote entry (Remote ON/OFF) {1537}
 Remote entry active {1545}
 Prohibits transfert relay {1538}
 Prohibits inverter {1539}
 Prohibits charger {1540}
 Prohibits Smart-Boost {1541}
 Prohibits grid feeding {1542}
 Using a secondary value for the maximum current of the AC source {1566}
 Second maximum current of the AC source (Input limit) {1567}
 Decrease of the max. current of the source with input voltage activated by command entry {1554}
 ON/OFF command {1576}
 Activated by AUX1 state {1578}
 Prohibits battery priority {1579}
 Batteries priority as energy source {1296}
 Battery priority voltage {1297}
 Buzzer alarm duration {1565}
 Auto restarts {1129}
 After battery undervoltage {1130}
 Number of batteries undervoltage allowed before definitive stop {1304}
 Time period for batteries undervoltages counting {1404}
 Number of batteries critical undervoltage allowed before definitive stop {1305}
 Time period for critical batteries undervoltages counting {1405}
 After battery overvoltage {1131}
 After inverter or Smart-Boost overload {1132}
 Delay to restart after an overload {1533}
 After overtemperature {1134}
 Autostart to the battery connection {1111}
 System earthing (Earth - Neutral) {1484}
 Prohibited ground relay {1485}
 Continuous neutral {1486}
 Autotest of the battery autonomy {1473}
 Functionality test (weekly) {1474}
 Start manually a functionality test (weekly) {1495}
 Day in the week of the test {1475}
 Hour of the beginning of the test {1476}
 Duration of the test {1477}
 Autonomy test (monthly) {1478}
 Start manually an autonomy test (monthly) {1496}
 Months of the test {1479}
 Day in the month of the test {1480}
 Day in the week of the test {1481}
 Hour of the beginning of the test {1482}
 Duration of the test {1483}
 Parameters saved in flash memory {1550}
 Global ON of the system {1415}
 Global OFF of the system {1399}
 Reset of all the inverters {1468}

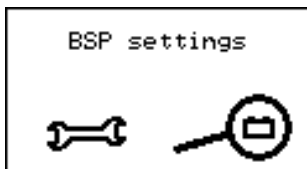
MULTI XTENDER SYSTEM {1282}

Integral mode {1283}
 Multi inverters allowed {1461}
 Multi inverters independents {1462}
 Battery cycle synchronized by the master {1555}
 Allow slaves standby in multi-Xtender system {1547}
 Splitphase: L2 with 180 degrees phaseshift {1571}
 Minigrid compatible {1437}
 Minigrid with shared battery energy {1577}

GRID-FEEDING {1522}

Grid feeding allowed {1127}
Max grid feeding current {1523}
Battery voltage target for forced grid feeding {1524}
Forced grid feeding start time {1525}
Forced grid feeding stop time {1526}

Adjustment of the BSP



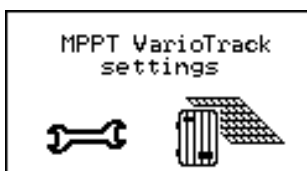
BASIC SETTINGS {6000}

Nominal capacity {6001}
Nominal discharge duration (C-rating) {6002}
Nominal shunt current {6017}
Nominal shunt voltage {6018}
Reset of battery history {6003}
Restore default settings {6004}
Restore factory settings {6005}

ADVANCED SETTINGS {6016}

Reset of user counters {6031}
Self-discharge rate {6019}
Nominal temperature {6020}
Temperature coefficient {6021}
Charge efficiency factor {6022}
Peukert's exponent {6023}
Activate the end of charge synchronization {6042}
End of charge voltage level {6024}
End of charge current level {6025}
Minimum duration before end of charge {6026}

Adjustment of the VarioTrack MPPT



BASIC SETTINGS {10000}

Block manual programming (dip-switch) {10054}
Voltage of the system {10001}
Synchronisation battery cycle with Xtender {10037}
Floating voltage {10005}
Absorption voltage {10009}
Equalization allowed {10017}

Equalization voltage {10021}
Restore default settings {10056}

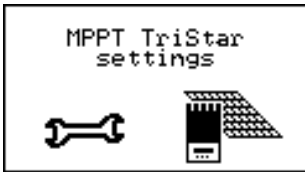
BATTERY MANAGEMENT AND CYCLE {10003}

Synchronisation battery cycle with Xtender {10037}
Battery charge current {10002}
Temperature compensation {10036}
Floating phase {10004}
 Floating voltage {10005}
 Force phase of floating {10006}
Absorption phase {10007}
 Absorption phase allowed {10008}
 Absorption voltage {10009}
 Force absorption phase {10010}
 Absorption duration {10011}
 End of absorption triggered by the current {10012}
 Current threshold to end absorption phase {10013}
Equalization phase {10016}
 Equalization allowed {10017}
 Force equalization {10018}
 Equalization voltage {10021}
 Equalization current {10020}
 Equalization duration {10022}
 Equalization with fixed interval {10052}
 Days between equalizations {10025}
 End of equalization triggered by the current {10026}
 Current threshold to end equalization phase {10027}
 Equalization before absorption phase {10019}
New cycle {10028}
 Force a new cycle {10029}
 Voltage level 1 to start a new cycle {10030}
 Time period under voltage level 1 to start a new cycle {10031}
 Voltage level 2 to start a new cycle {10032}
 Time period under voltage level 2 to start a new cycle {10033}
 Cycling restricted {10034}
 Minimal delay between cycles {10035}

SYSTEM {10038}

Block manual programming (dip-switch) {10054}
Check Earthing {10060}
Restore default settings {10056}
ON of the VarioTrack {10039}
OFF of the VarioTrack {10040}
Reset of all VarioTrack {10051}

Adjustment of the Xcom-MS



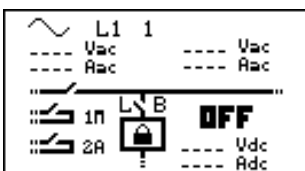
BASIC SETTINGS {8000}

Address of the MPPT selected for the display {8014}
Charge cycles synchronization activated {8001}
Change the RS-485 identifier {8002}
Restore default settings {8015}
Restore factory settings {8016}

BATTERY MANAGEMENT WITHOUT SYNCHRONIZATION {8003}

Battery floating level {8004}
Maximum delay in floating {8005}
Battery voltage level to start a new cycle {8006}
Battery absorption voltage {8009}
Absorption time {8010}
Battery temperature compensation {8011}
Equalization allowed {8017}
Equalization voltage {8018}
Equalization time {8019}
Equalization interval {8020}
Equalization timeout {8021}

User information



Battery

Battery voltage
Battery charge current
Wanted battery charge current
Battery voltage ripple
Battery cycle phase
Dynamic compensation of battery voltage
Operating state
Battery temperature
Temperature compensation of battery voltage
Discharge of battery of the previous day
Discharge of battery of the current day

Input AC

Input voltage AC-In
AC input current AC-In
Input power AC-In
Input frequency
Energy from AC-In of the previous day
Energy from AC-In of the current day

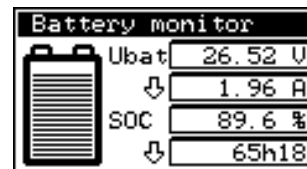
Output AC

Output voltage AC-Out
Output current AC-Out
Output power AC-Out
Output frequency
Consumers energy of the previous day
Consumers energy of the current day

General

State of transfer relay
State of output relay
State of auxiliary relay I
State of auxiliary relay II
Relay aux I mode
Relay aux II mode
Lockings flag
Boost active
Power sharing active

User information (BSP)



Battery voltage
Battery current
State of Charge
Power
Remaining autonomy
Relative capacity
Ah charged today
Ah discharged today
Ah charged yesterday
Ah discharged yesterday
Total kAh charged
Total kAh discharged
Total time
Custom charge Ah counter
Custom discharge Ah counter
Custom counter duration
Battery temperature

Messages and account of events



Warning (000) : Battery low
Warning (001) : Battery too high
Warning (002) : Bulk charge too long
Message (003) : AC-In synchronization in progress
Message (004) : Input frequency wrong
Message (005) : Input frequency wrong
Message (006) : Input voltage too high
Message (007) : Input voltage AC-In too low
Halted (008) : Inverter overload SC
Halted (009) : Charger short circuit
Message (010) : System startup in progress
Message (011) : AC-in Energy quota
Message (012) : Use of battery temperature sensor
Message (013) : Use of additionnal remote control
Halted (014) : Overtemperature EL
Halted (015) : Inverter overload BL
Warning (016) : Fan error detected
Message (017) : Programing mode
Warning (018) : Excessive battery voltage ripple
Halted (019) : Battery undervoltage
Halted (020) : Battery overvoltage
Message (021) : Input limit reached, no transfert
Error (022) : Voltage presence on AC-out
Error (023) : Phase not defined
Message (024) : Check the clock battery
Error (025) : Unknow command board. Upgrade needed
Error (026) : Unknow Power board. Upgrade needed
Error (027) : Unknow extension board. Upgrade needed
Error (028) : Voltage incompatibility Power - Command
Error (029) : Voltage incompatibility Ext. - Command
Error (030) : Power incompatibility Power - Command
Error (031) : Command Board soft incompatibility
Error (032) : Power board soft incompatibility
Error (033) : Extension board soft incompatibility
Error (034) : FID corruption Factory return
Message (035) : Memory structure modified
Warning (036) : Parameter file lack
Warning (037) : Message file lack. Upgrade advised
Warning (038) : Upgrade of the inverter software advised
Warning (039) : Upgrade of the inverter software advised
Warning (040) : Upgrade of the inverter software advised
Warning (041) : Overtemperature TR
Halted (042) : Unauthorized energy source at the output
Message (043) : Start of monthly test
Message (044) : End of successfully monthly test
Warning (045) : Monthly autonomy test failed
Message (046) : Start of weekly test
Message (047) : End of successfully weekly test
Warning (048) : Weekly autonomy test failed
Warning (049) : Current over input limit, transfer opened
Error (050) : Incomplete data transfer
Message (051) : The update is finished
Message (052) : Your installation is already updated
Error (053) : Inverters not compatible, update needed
Message (054) : Please wait. Data transfer in progress
Error (055) : No SD card inserted
Warning (056) : Upgrade of the RCC software advised

Message (057): Operation finished successfully
Error (058) : Master synchro missing
Halted (059) : Inverter overload HW
Warning (060) : Time security 1512 AUX1
Warning (061) : Time security 1513 AUX2
Warning (062) : Genset, no AC-In comming after AUX command
Message (063) : Save parameter
Message (064) : Save parameter SOC
Message (065) : Save parameter MPPT
Error (071) : Insufficient disk space on SD card
Error (072) : CAN identification incorrect
Message (073) : Datalogger is enabled on this RCC
Message (074) : Save parameter BRIDGE MPPT
Message (075): MPPT MS address changed sucessfully
Message (076): Error during change of MPPT MS address
Message (077): Wrong Tristar DIP Switch position
Message (078): SMS or email sent
Error (79): Too many XTs in the system